

FROM THE NARITA AIRPORT TO THE MISHIMA, YOU NEED TO TAKE TWO EXPRESS TRAINS, NARITA EXPRESS (FROM THE AIRPORT TO TOKYO,) AND SHINKANSEN (FROM TOKYO TO MISHIMA). WE WILL GUIDE YOU!

VOLUME #1 FROM THE NARITA AIRPORT TO THE TOKYO STATION BY NARITA EXPRESS

AFTER GETTING OUT FROM THE CUSTOM, TAKE THE LIFT FOR THE BASEMENT FLOOR.

Terminal 1

NARITA AIRPORT

The North Wing

The South Wing

THREE TICKETS TO BUY

1. RAILWAY TICKET (NARITA APT-MISHIMA)
2. NARITA EX. TICKET (NARITA APT-TOKYO; RESERVE SEATS ONLY)
3. SHINKANSEN EX. (TOKYO-MISHIMA ; NON-RESERVE SEATS ARE FINE)

YOU CHANGE THE TRAIN AT TOKYO STATION. TAKE JR-NARITA EXPRESS, NOT "KEISEI-LINE" (TWO COMPANIES RUNNING ON THE SAME RAILTRACK)

TO THE BASEMENT FLOOR...

THIS IS JR (JAPAN RAILWAY) Ticket Counter

INSERT TOGETHER TWO OF YOUR TICKETS (A RAILWAY TICKET TO MISHIMA AND NARITA EXPRESS' ONE) TO THE MACHINE →



NOW YOU ARE IN THE TOKYO STATION! YOU NEED TO WALK LONG WAY UP TO THE SHINKANSEN PLATFORM!

THIS IS THE NARITA EXPRESS TRAIN.



NARITA Apt-terminal1

2 minutes

NARITA Apt-terminal2

1 hour

TOKYO STATION!

Shinagawa... etc

TOKYO STATION



YOU WILL BE ON THIS BOTTOM FLOOR! WHEN YOU GET OFF THE NARITA EX.

DIRECTION OF YOUR TRAIN

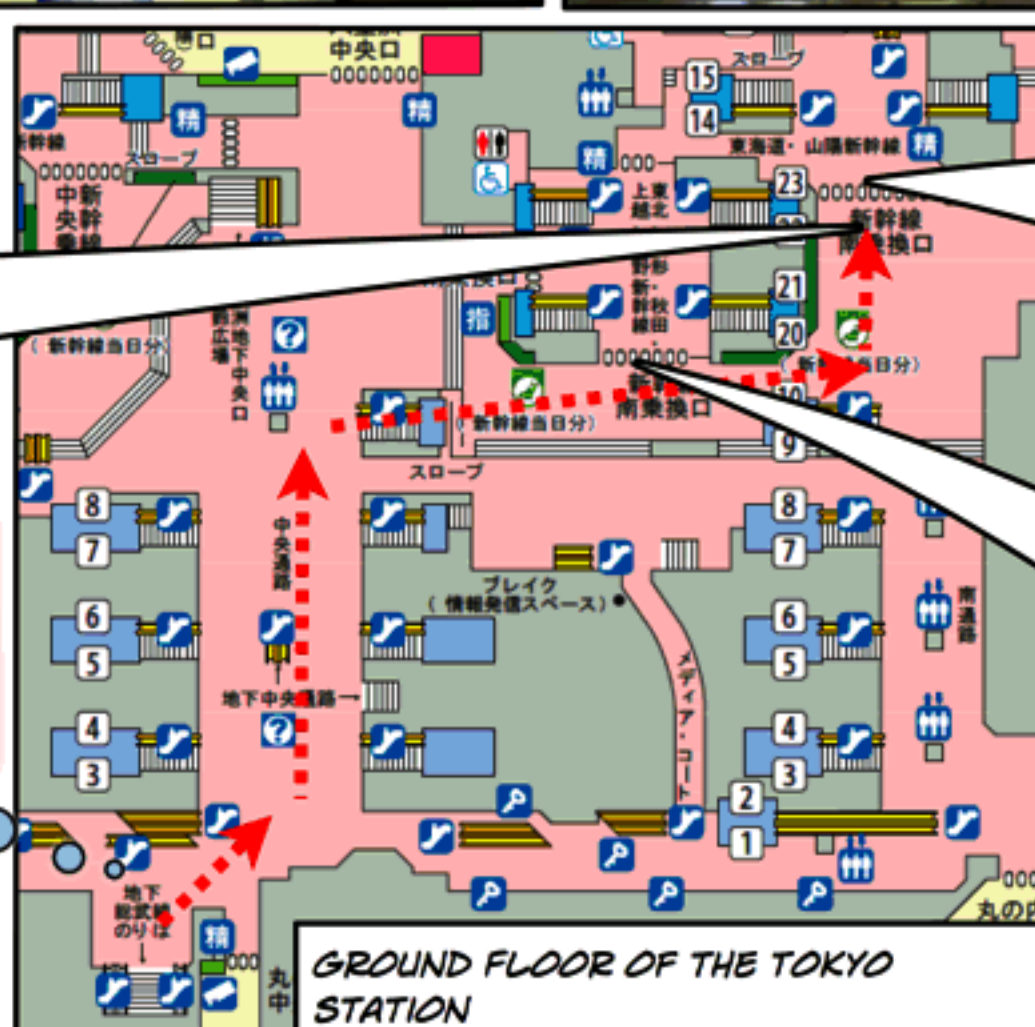
東海道・山陽新幹線
Tōkaidō-Sanyō Shinkansen

OK!

↑ THIS THE SHINKANSEN-LINE, BRING YOU TO MISHIMA! YOU NEED TO SHOW YOUR TICKETS HERE.

↑ CHECK YOUR TRAIN HERE!
ONLY "KODAMA" WILL BRING YOU TO MISHIMA, CHECK THE PLATFORM NUMBER OF THE EARLIEST ONE TAKE COMPARTMENT #1-#7, (#3 IS A SMOKING CAR, DON'T TAKE IT)

YOU ARE HERE, FIRST.. AFTER COMING UP FROM THE BASEMENT FLOOR..



GROUND FLOOR OF THE TOKYO STATION

INSERT TOGETHER THE TWO OF YOUR TICKETS; RAILWAY TICKET FOR MISHIMA, AND SHINKANSEN TICKET.

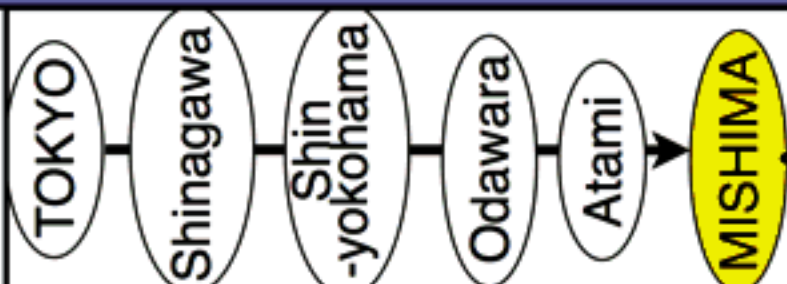
↓ THIS IS A WRONG SHINKANSEN-LINE GOING TO THE OPPOSITE DIRECTION!

WRONG SHINKANSEN



YOU HAVE AN HOUR FOR THE NAP....

AN HOUR JOURNEY WILL BRING YOU TO MISHIMA



1 HOUR!



THIS IS A TYPICAL KODAMA TRAIN

TAKE THE SOUTH EXIT!

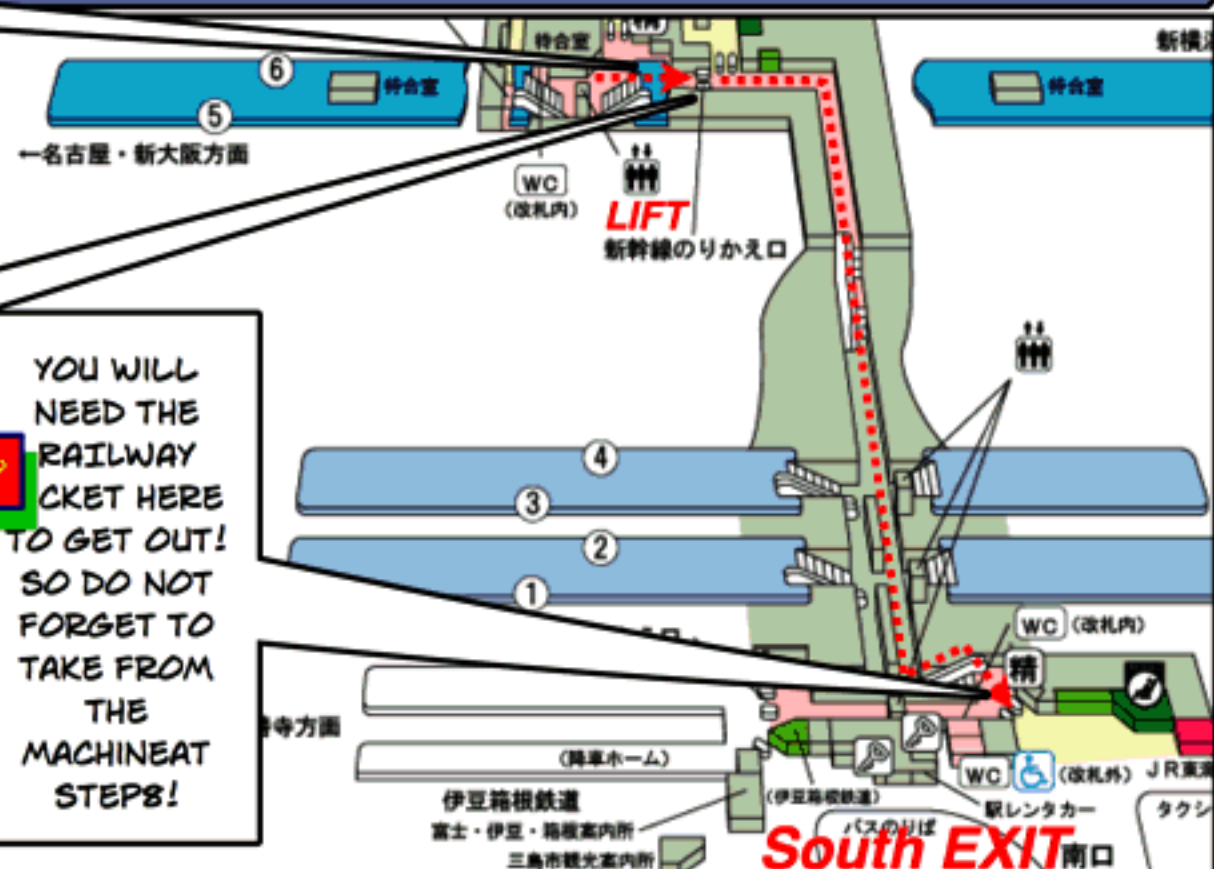
NOW, YOU ARE IN THE MISHIMA STATION!



INSERT TWO TICKETS TO THE MACHINE.

ONE OF THE TICKET (RAILWAY TICKET) WILL COMING OUT! KEEP IT!

YOU WILL NEED THE RAILWAY TICKET HERE TO GET OUT! SO DO NOT FORGET TO TAKE FROM THE MACHINE AT STEP 8!



South EXIT 南口

VOLUME #3 FROM MISHIMA STATION TO THE HOTEL MASSIMO

